

DEPALLETISER FOR LOOSE CONTAINERS

ROBOPAC
Innovation driven by values

ocme
Moving Ideas

DORADO

DESCRIPTION

Dorado is our Depalletiser for bulk products. Depending on the chosen model, the product infeed level can be either low with static pallet (LF) or high with moving pallet (HM). The first phase is the pallet unwrapping cycle. An operator platform enables the pallet to be reached easily, allowing to carry out any necessary operation in the safest possible conditions. Once unwrapped, the pallet can enter the machine. The layer is transferred by our gripping head, with self-centering plates (LF) or rotating bars (HM). Layer-pads, frames and top sheets are picked up by the dedicated beam or column-type devices. At last, the packs are extracted and proceed in a single row.


DORADO CAN HANDLE THE FOLLOWING CONTAINERS:

GLASS
BOTTLE

PET
BOTTLE

CAN

HDPE
BOTTLE



**OPERATOR PLATFORM FOR THE PALLET
UNWRAPPING OPERATIONS
WITH SAFETY BARRIERS**



**HEIGHT CONTROL VIA MECHANICAL
DRIVE AND ENCODER**



**POSSIBILITÀ DI TRATTARE DIFFERENTI
TIPOLOGIE DI CONFEZIONI**



**MACCHINA ESTREMAMENTE
COMPATTA E ROBUSTA**











**MASSIMA PRECISIONE E SICUREZZA
NELLA FASE DI TRASFERIMENTO STRATO**



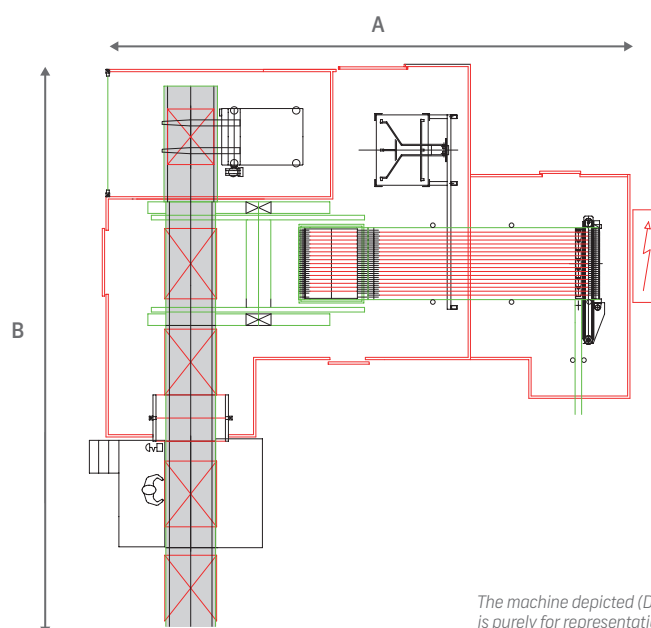
DEPALLETISER FOR LOOSE CONTAINERS

OPTIONALS

| | | | |
|--|--|--|--|
| CUSTOMIZATION ACCORDING TO THE CUSTOMER SPECIFICATIONS  | PALLET VERSION 1420X1120 AND OUTSIDE STANDARD HEIGHT  | LAYER-PAD / TRAY / INVERTED TRAY AUTOMATIC REMOVAL DEVICE  | STRAP REMOVING DEVICE AND CUTTER  |
| TRAY CORNER CUTTING DEVICE  | SIDE CONVEYOR FOR GRADUALLY EXIT OF PRODUCT WITHOUT PRESSURE  | EXTRACTOR FOR CONTAINERS WITH RECTANGULAR BASE  | TANK GUIDING BAR  |

MACHINE FEATURES

| MODEL | H infeed (mm/ft) | H outfeed (mm/ ft) | H full pallet (mm/ft) | Pallet dimension (mm/ft) | Production (layer/h) | Dimension* (mm/ft) | |
|------------------|---------------------|--------------------------|--------------------------|--|-------------------------|--------------------|--------------|
| | | | | | | A | B |
| DORADO LF | 550 / 1.80 | 1200 / 3.9 | UP TO 2400 / 7.8 | 12001000 / 3.93.2 12001200 / 3.93.9 | UP TO 175 | 9900 / 2.4 | 11500 / 37.7 |
| DORADO HM | 550 / 1.80 | 3500;3900 / 11.4;12.7 | UP TO 2900 / 9.5 | 12001000 / 3.93.2 12001200 / 3.93.9 | UP TO 330 | 14000 / 45.9 | 6000 / 19.6 |



The machine depicted (Dorado LF)
is purely for representation.